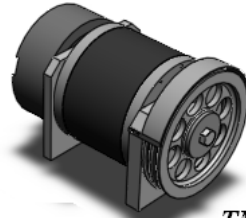


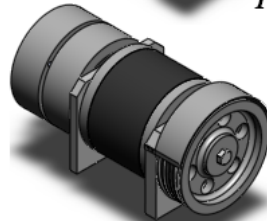
HIWIN®

LINEAR MOTION PRODUCTS & TECHNOLOGY

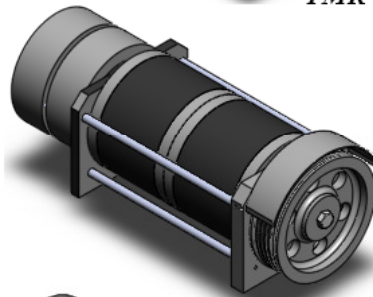
Elevator Gearless Traction Machines



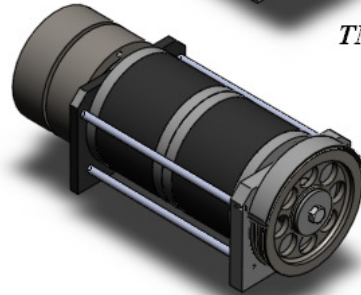
TMR-ELE-01




TMR-ELE-01A



TMR-ELE-02



TMR-ELE-02A



TMR-ELE-03A



LINEAR MOTION PRODUCTS & TECHNOLOGY

Elevator Gearless Traction Machines

<u>Type</u>	TMR-ELE-01/01A	TMR-ELE-02/02A	TMR-ELE-03/03A
Duty Load (lb)	950	1400	2,500/3,500
Max Speed (ft/min)	72	72	350
Sheave Shaft Load (kg)	2,000	2,500	5,000
Roping	2:1	2:1	2:1
Wrap	Single	Single	Single
Sheave Diameter (mm)	200	200	400
Ropes	2 x 3/8" 2 x 10mm 3 x 6mm 6 x 5mm	2 x 3/8" 2 x 10mm 3 x 6mm 6 x 5mm	5 x 10mm 6 x 8 mm
Number of Motor Poles	22	22	44
Max. Voltage (Volts)	230	230	420
Max. Current (Amps)	9	9	44 (2,500lbs) 62 (3,500lbs)
Brake Torque	140%	140%	160% (2,500lbs) 131% (3,500lbs)
Brake Voltage (Volts)	100 VDC	100 VDC	100 VDC
Brake Current (Amps)	0.9	0.9	1.7