A10JSGA1 Released by HIWIN design group.

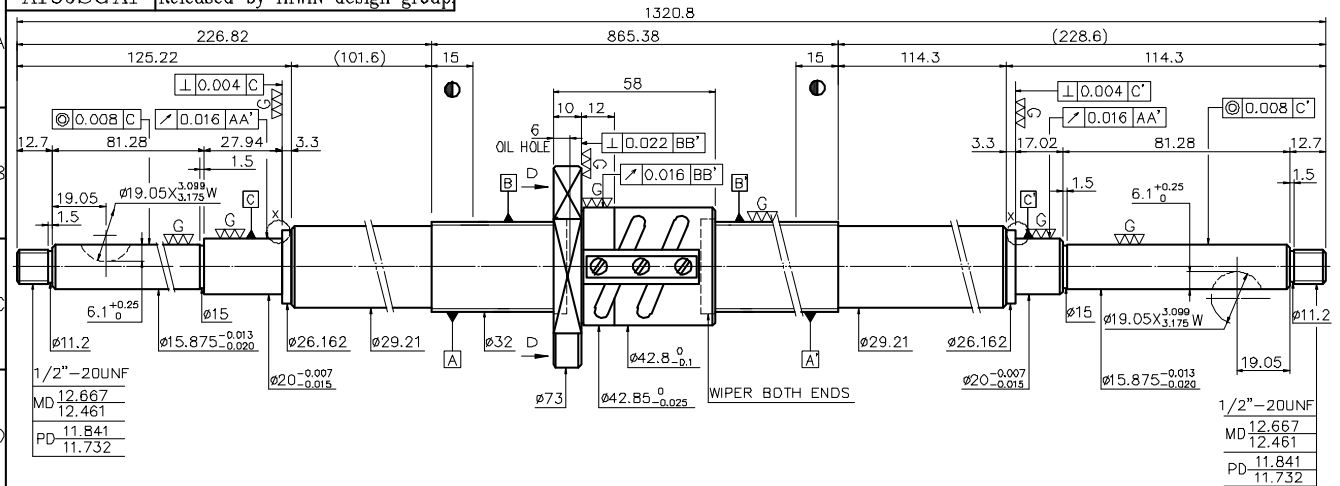

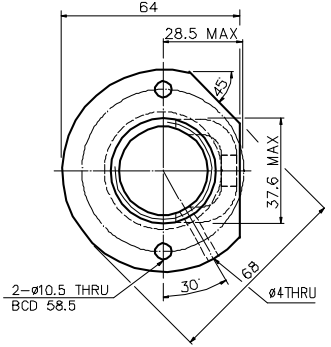

D-D VIEW

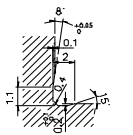

F0.4X0.2DIN509

X DETAIL

1.MAX AXIAL LOAD: _____kgf
2.MAX BALLSCREW ROTATIONAL SPEED: _____rpm
DN VALUE: _____
ACCELERATION= ____m/sec^2
3.MAX FEED RATE: _____m/min

PRELOAD(kgf)	207
R.D	29.324
S.F (kgf)	0.65~1.92
DRAG TORQUE(kgf-cm)	1.88~5.64
LUBRICATION	———
DIRECTION OF TURN	R.H
PC DIA.	32.6
BALL DIA.	3.175
BACKLASH	0
CIRCUIT	2.5*2
LEAD ANGLE	2.84°
DYNAMIC (kgf)	1886
STATIC (kgf)	5666
LEAD	5.08

SPEC: R32-5.08B2-FSV-865.38-1320.8-0.012

MAT.	SH: 50CrMo4
	NT: SNCM220
DATE	11.29.'01
DWG	巫啟馨
APPD	
PROCESS NO.	G E

THREAD BALL TRACK HRC 58 ~ 62

UNCHAMFERED USE	☐R0.5	■R1	☐R
ROUGH W/C	FIN M/C	GRD	SCALE
25a	6.3a	0.4a	1:X

UNTOL DIMN mm

UP TO	6	30	120	300	600	1200	OVER 2400
±0.1	±0.2	±0.3	±0.4	±0.5	±0.8	±1.0	±1.5

THREAD LENGTH

T:-0.026 e300: 0.012
E: 0.021 e: 0.017

HIWIN® BALLSCREWS

CUSTR HIWIN STD.
DWG.NO. A10JSGA1

DATE	MODIFICATION	APPROVED

* PLEASE IGNORE CHINESE CHARACTERS WHICH ARE FOR OUR REFERENCE ONLY.

*BREAK SHARP EDGE UNLESS OTHER SPECIFIED
*未盡倒角者以R0.5MAX

THREAD END ALLOWS ABOVE LENGTH OUT OF HARDNESS TOLERANCE

CUSTOMER DRAWING NO.
MC TYPE
AXIAL TYPE