A10JSAA1 Released by HIWIN design group.

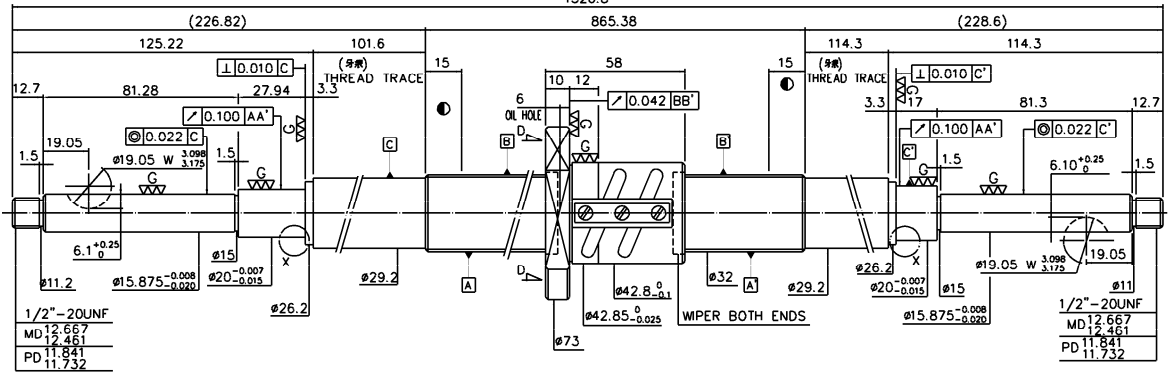

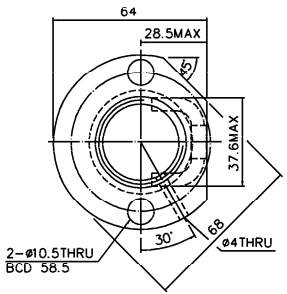

D-D VIEW

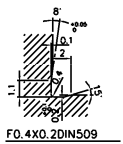

F0.4X0.2DIN509

X DETAIL

1.MAX AXIAL LOAD: _____kgf
2.MAX BALLSCREW ROTATIONAL SPEED: _____rpm
DN VALUE: _____
ACCELERATION= _____m/sec²
3.MAX FEED RATE: _____m/min

PRELOAD(kgf)	113
R.D	29.124
S.F (kgf)	0.04~1.36
DRAG TORQUE(kgf-cm)	0.10~4.00
LUBRICATION	———
DIRECTION OF TURN	R.H
PC DIA.	32.4
BALL DIA.	3.175
BACKLASH	0
CIRCUIT	2.5*2
LEAD ANGLE	2.86°
DYNAMIC (kgf)	1702
STATIC (kgf)	5098
LEAD	5.08

SPEC: R32-5.08B2-FSV-865.38-1320.8-0.05

* BREAK SHARP EDGE UNLESS OTHER SPECIFIED. * 未量倒角者以R0.5MAX		CUSTOMER DRAWING NO.	
THREAD END ALLOWS ABOVE LENGTH OUT OF HARDNESS TOLERANCE		MC TYPE	
		AXIAL TYPE	

E300: 0.05

UNCHAMFERED USE □R0.5 ■R1 □R

ROUGH MACHINE	FIN M/C	GRD		SCALE
25Ω	6.3Ω	0.4Ω		1: X

UNTOL DIMN mm

UP TO	6	30	120	300	600	1200	OVER 2400
±0.1	±0.2	±0.3	±0.4	±0.5	±0.8	±1.0	±1.5

HIWIN® BALLSCREWS

MATAL	SH: CF53	DATE	11.28.'01
	NT: SNCM220	DWG	巫凱鈞
THREAD BALL TRACK HRC 56 ~ 62		APPD	柯泰勝
		PROCESS NO.	G E
CUSTR	HIWIN STD.		
DWG.NO.	A10JSAA1		

DATE	MODIFICATION	APPROVED

* PLEASE IGNORE CHINESE CHARACTERS WHICH ARE FOR OUR REFERENCE ONLY.